

## B6 Tape Machine Spare Parts Manual



### FEATURES

- New spring for paper cut allowing an easier adjustment and substitution of the spring itself.
- The top heater can be purchased separately.
- Maximum operator safety.
- The B6 is compatible with various tapes
- Varnished steel sides, burnished and zined parts protect against corrosion
- Rugged and reliable with low maintenance costs

Cyklop-USA  
[www.Cyklop-USA.com](http://www.Cyklop-USA.com)  
Cyklop images, logo  
property of Cyklop, Italy

Visit [www.Cyklop-USA.com](http://www.Cyklop-USA.com) to find a distributor for machines, parts, and service.

POS	Part Number	Description	Quantity		POS	Part Number	Description	Quantity		POS	Part Number	Description	Quantity
1	<b>21005507</b>	Brush	1		28	<b>23300156</b>	Tension Spring	1		53	<b>23300576</b>	Set Screw	1
2	<b>23210000</b>	Water Reservoir	1		29	<b>23300383</b>	Upper Drive Wheel	1		54	<b>74002842</b>	Stop Segment	1
3	<b>23210011</b>	Locking Pin	1		30	<b>74005509</b>	Shaft	1		55	<b>23300598</b>	Washer	2
4	<b>23210022</b>	Washer	2		31	<b>74002315</b>	Shaft	1		56	<b>74002841</b>	Feed Lever	1
5	<b>23103215</b>	Circlip	2		33	<b>23300509</b>	Bearing Bush	2		57	<b>23300190</b>	Thumbscrew	1
6	<b>74003631</b>	Cover Plate L	1		34	<b>74005510</b>	Pressure Roll	1		58	<b>74005355</b>	Rubber Foot	4
7	<b>23210044</b>	Cover Plate U	1		35	<b>21000739</b>	Washer	1		59	<b>23300532</b>	Hexagon Nut	1
8	<b>23210055</b>	Weight	1		36	<b>23300601</b>	Tension Spring	1		60	<b>22004031</b>	Spring Washer	1
9	<b>23300054</b>	Locking Nut	1		37	<b>21008759</b>	Spring Washer	4		61	<b>74002844</b>	Rubber Stop	1
10	<b>74005357</b>	LH Side Cover	1		38	<b>21008691</b>	Hexagon Nut	4		62	<b>74002736</b>	Collar Screw	1
11	<b>74005348</b>	Bearing Block	2		39	<b>21008500</b>	Screw	4		63	<b>22000300</b>	Lower Shear Blade	1
12	<b>74005351</b>	Water Tank Mount	1		40	<b>23210271</b>	U Shear Blade	1					
13	<b>21000013</b>	Water Tank	1		41	<b>23300667</b>	U Shear Blade Frame	1		A	<b>74003632</b>	Water Reservoir	
14	<b>74005352</b>	Water Tank Mount	1		42	<b>74005358</b>	Cover	1		B	<b>23210419</b>	U Cover Plate	
15	<b>23300281</b>	Rubber Feed Ring	1		43	<b>74005386</b>	U Paper Guide	1		C	<b>23210420</b>	Water Reservoir	
16	<b>23300292</b>	Feed Wheel	1		45	<b>74002254</b>	Rear Wall	1		D	<b>23210431</b>	Water Reservoir	
17	<b>74005353</b>	Shaft	1		46	<b>74002847</b>	Sheet Metal Screw	4		E	<b>74005359</b>	Roller	
18	<b>22000231</b>	Circlip	11		47	<b>74005347</b>	Guide Plate	2		F	<b>74005525</b>	Feed Unit	
19	<b>74005350</b>	Cam Gear	1		48	<b>74005346</b>	Bottom Plate	1		G	<b>74005526</b>	Tappet Unit	
20	<b>74002821</b>	Sheet Metal Screw	1		49	<b>74005360</b>	Tension Spring	1					
21	<b>23300269</b>	Tappet	2		50	<b>74005356</b>	RH Side Cover	1		R	<b>74002311</b>	Heater 230V	
22	<b>74005384</b>	Shaft	1		51	<b>74005349</b>	Cover	1		R	<b>74007203</b>	Heater 240v	
23	<b>74003337</b>	Gear	1		52	<b>74005507</b>	Dial Ring m	1		R	<b>85008322</b>	Heater 115v	
24	<b>74005527</b>	Ring	1		52	<b>74005506</b>	Dial Ring "	1		R	<b>74008771</b>	Heater 100v	
25	<b>74003342</b>	Autolock	1										
26	<b>74005585</b>	Screw	4										
27	<b>74002314</b>	Shear Blade Frame	1										

Visit [www.Cyklop-USA.com](http://www.Cyklop-USA.com) to find a distributor for machines, parts, and service.

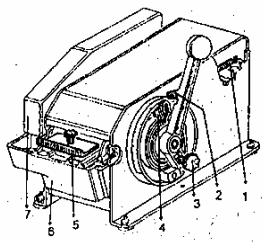


FIG. 1

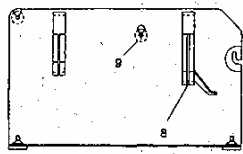


FIG. 2

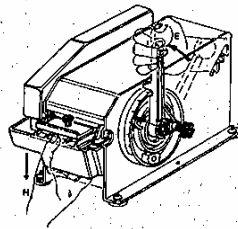


FIG. 4A

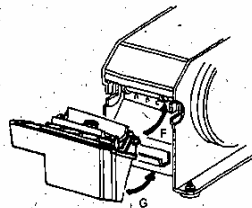


FIG. 4B

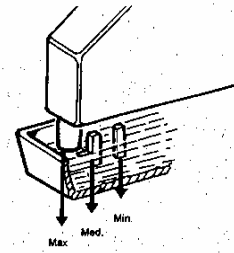


FIG. 5

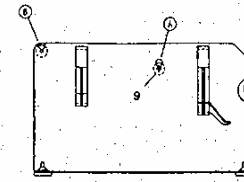


FIG. 6

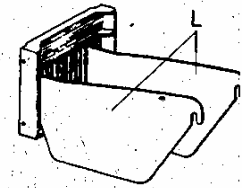
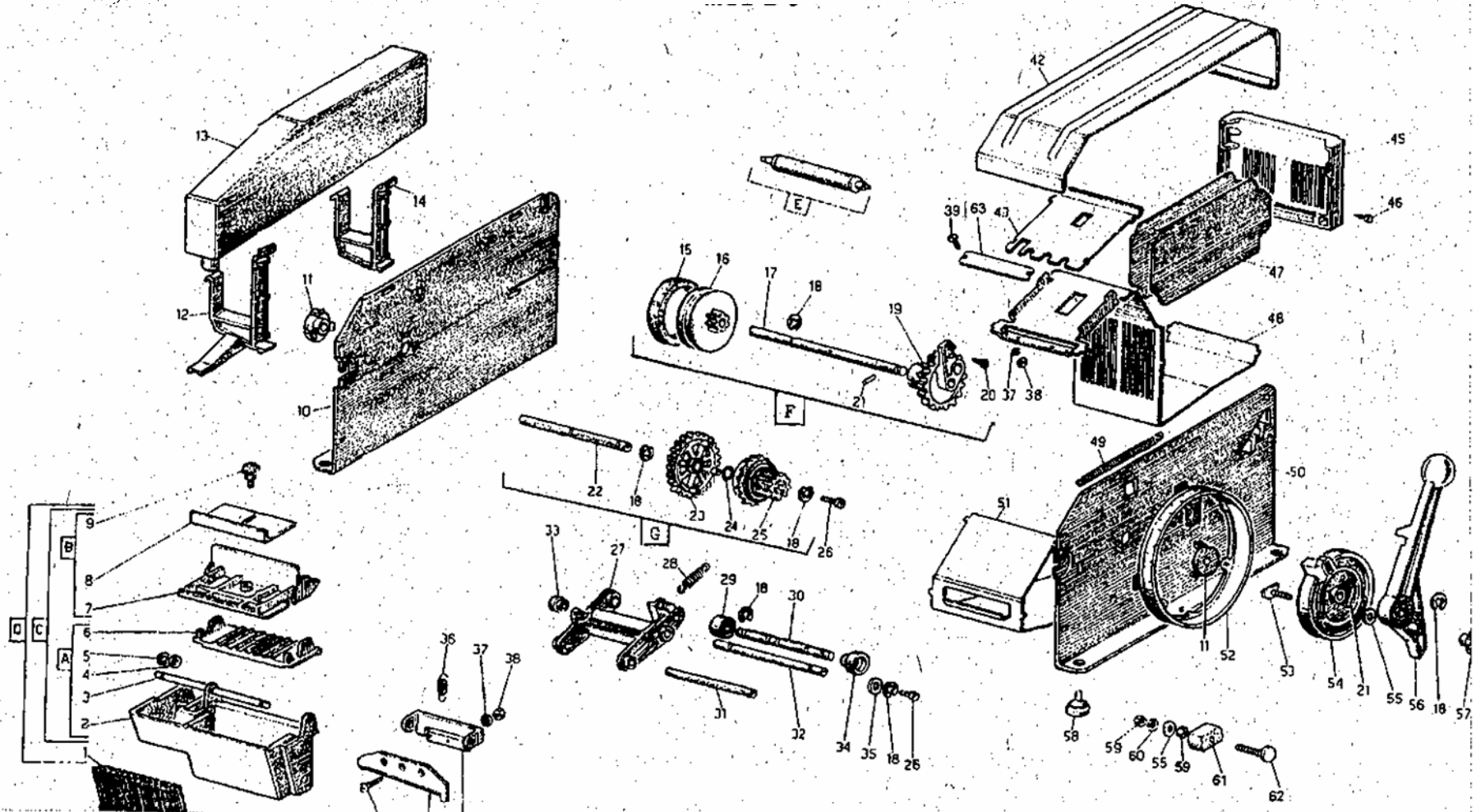


FIG. 7



Visit [www.Cyklop-USA.com](http://www.Cyklop-USA.com) to find a distributor for machines, parts, and service.